


Mooney Executive





Mooney Executive Buyer's Guide

Compare the Mooney Executive's features and

performance* with the competition. If you want performance plus economy, which plane should you be flying?

	Mooney Executive	Arrow II	Bonanza F33A	Cardinal RG	Viking 300
Cruise/power	177mph/200hp	165mph/200hp	199mph/285hp	171mph/200hp	186mph/300hp
Miles per gallon (75% power)	17.4	15.7	12.9	15.9	12.1
Maximum range (75% power)	1,111mi.	752mi.	956mi.	953mi.	910mi.
Equipped useful load	1,011 lb.	1,017 lb.	1,244 lb.	1,028 lb.	1,239 lb.
Equipped payload, 750 miles, 75% power	752 lb.	730 lb.	895 lb.	745 lb.	867 lb.
Stall speed (V _{so})	62mph	64mph	63mph	57mph	72mph


*Comparisons are based on manufacturers' information published in 1975 FLYING ANNUAL. Naturally, performance may vary with conditions. Consult FAA-approved flight manuals for details.

Mooney Executive Performance and Specification Highlights


Engine	Lycoming IO-360-A1A
Horsepower	200
Gross Weight	2740 lbs. (1243 kg)
Wing span	35 ft. (10.7 m)
Length	24 ft. (7.3 m)
Height	8'4" (2.5 m)
Power loading	13.7 lbs./HP (6.2 kg/HP)
Wing loading	16.4 lbs./sq. ft. (80.2 kg/sq. m)
Luggage capacity	120 lbs. (54 kg)
Fuel capacity, usable	64 gal. (241 l)
Wheel tread	9'¾" (2.8 m)
Wing area	167 sq. ft. (15.5 sq. m)
Landing gear	Retractable
Number of seats	4

Top speed	185 mph/161 k (298 km/h)
Cruise speed, 75% power	177 mph/154 k (285 km/h)
Rate of climb at sea level	1055 fpm (5.36 m/sec)
Takeoff run, 0 wind S/L std. day	879 ft. (268 m)
Landing roll, 0 wind S/L std. day	785 ft. (239 m)
Stall speed (gear & flaps down, power off)	62 mph/54 k (100 km/h)
Service ceiling	18,800 ft. (5730 m)
Fuel flow, 75% power	10.2 gal./hr. (38.6 l/h)
Range, 75% power, 45 min. reserve	977 sm/848 nm (1572 km)
Optimum cruising range, 55% power, optimum altitude	1030 sm/894 nm (1657 km)

A pro's panel. Arranged the way panels should be for those tough IFR flights, including T-grouped flight instruments (standard), professional annunciator light stack, room for complete primary and backup avionics. Choice of Narco or King packages clean-room tested and factory-installed for reliability.



Energy-absorbing, positive-action electric gear retracts or extends in just seconds. No hydraulics or oleo struts to run up shop bills. Mooney Executive cruises at 177 mph, with remarkable 17.4 mile per gallon efficiency. Exclusive Ram Air boosts power 1"-2" at altitude. Choose from several attractive accent and trim colors.



The Executive's flush mil spec fuel caps are just one example of Mooney's extra quality and value.

Performance figures ± 3%. Since equipment and specifications are subject to change without notice, please consult your Mooney Marketing Center for details.

Mooney Executive

Long on performance and economy...long on room.



Combine the virtues of Mooney® performance and economy, lengthen the passenger cabin 10 inches for additional front and rear seat room, lengthen the range with a larger fuel capacity, and you have the Mooney Executive. Long on performance, range, and economy... long on room.

Long on performance

The Executive is long on *total performance*, from cruise speed to useful load to useful range. With a ruggedized 200 hp Lycoming (1,600 hours recommended TBO), the Executive cruises at 177 mph at 75% power. Ram Air boost and tuned manifold increase power 1"-2" at altitude without the expense and complication of turbocharging.

Useful load provides ample weight allowance for up to four people, up to 130 pounds of luggage, up to the usable fuel capacity of 64 gallons, and the avionics of your choice. For example, the Executive will carry full fuel (64 gallons/384 pounds), three full-size people (510 pounds), over 200 pounds of equipment and luggage—and cover over 900 miles nonstop at 75% cruise with 45 minutes reserve.

The Executive's equipped payload on a 750-mile flight is *higher* than Arrow II or Cardinal RG. It offers higher cruise speed. And the Executive, with 64 gallons, is substantially faster and has greater range than even a Skylane carrying 84 gallons.

Long on economy

The Mooney Executive is a real miser with fuel... 17.4 miles per gallon at 75% cruise. This means that the Executive flies you up to 420 miles further than Arrow II, Bonanza, Cardinal RG, Viking, or Skylane with each 50 gallons of fuel.

And there's miserly Mooney maintenance cost with the Executive because systems are engineered for simplicity. No expensive hydraulics or oleo struts to run up shop bills. No fancy gear systems—just fast, positive-action fully electric gear. Rugged Mooney construction, and service-engineered systems throughout keep downtime (and costs) to a minimum.

Long on room

Mooney engineers added 10 inches to the cabin length without substantially reducing Mooney performance or traditionally pleasing flight characteristics. And you take advantage of every inch of this extra length cabin with the Executive, up front as well as for rear seat passengers.

Reclining, posture-contoured seats are standard (not an extra cost option) with the Executive. Luggage is stowed behind the rear seats, with lighter items on the convenient hat shelf. Mooney's exclusive wrap-around luggage door lets you load naturally, from the top.

Positive Control: A Mooney exclusive

The Mooney Executive is available with PC, (Positive Control) a two-axis stability augmentation system that's smooth and sure, and utilizes both roll and yaw servos. PC's "brains" are integrated with the pictorial turn coordinator, which operates electrically. (Backup in the event of electric failure is provided by pneumatic operation.) PC keeps wings level with smooth, positive pneumatic servos, usually found in only the most expensive automatic flight systems. You can "fine tune" roll attitude with an integral roll trim adjustment on the turn indicator.

Flies like a sports car

If a Porsche or a Mercedes could fly, it would be a Mooney. The difference between flying a Mooney Executive and other planes in the same price class is the same way experienced drivers feel when they get out of a gas-guzzling sedan and get a real piece of equipment.

Control response is quick and solid, thanks to Mooney's exclusive positive-action push-pull control rods (Arrow II, Sierra, 112 and Cardinal RG still use cables), and aerodynamically sealed ailerons, rudder, and elevators (no one else close to Mooney's price has them.)

Pour on the power with the Executive's sporty power console, and you're airborne in just 879 feet with full gear at sea level. Rotation and climb are positive, not mushy. Gear's up in just seconds with the flip of a switch. Standard toe brakes and nosewheel steering provide comfortable ground handling even in tight spots.




The New Dimension Mooney Executive is wider than Viking or Arrow II.

Elbow-to-elbow, where it really counts, the New Dimension Mooney Executive offers more room and comfort than Viking or Arrow II.* There are eleven new interior decors to match your choice of seven exterior color combinations, fully reclinable rear seats, adjustable front seats with optional headrests and shoulder harnesses and new handy pockets behind front seats.

Eight fresh air vents (below and overhead) to keep you comfortable in warm weather, and four warm air vents (including windshield defroster) to keep you warm in the coldest winter weather are standard.

Scrutinize the New Dimension panel. It's all-new, all-professional. With annunciator lights mounted in the new

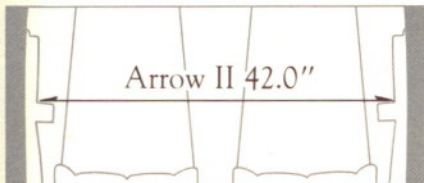
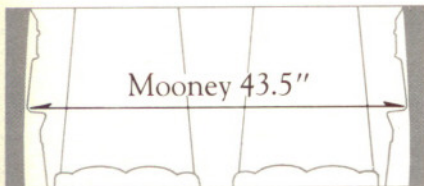


*Comparisons made by Mooney Aircraft Corporation on current production aircraft.



glare shield for line-of-sight viewing, canted power instruments, new ProPower quadrant with larger throttle, integral landing light switch, new electric flap preselect switch, full flight instrumentation in the preferred T-grouping standard. Human-factors engineered control wheel with integral autopilot interrupter switch, maplight, push-to-talk MIC button. And nice new touches like a remote mounted outside air temperature gauge to reduce drag, flush outside door handle, and wingtip strobes at no extra charge.

Fly the Executive at your Mooney Marketing Center. And reap a bonanza.



MOONEY®

Aircraft Corporation
Subsidiary of Republic Steel
Kerrville, Texas 78028
U.S.A.

Member of GAMA